



# PRODUCT OVERVIEW

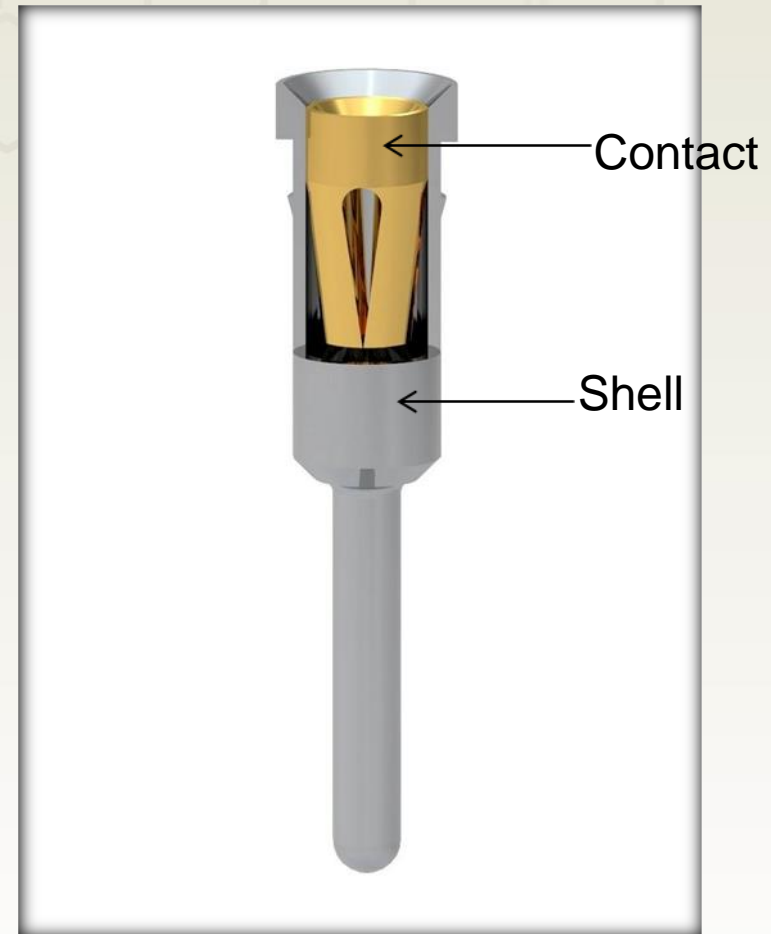
## Pin Receptacles



# What is a Pin Receptacle?

Sometimes referred to as PCB sockets, micro-plugs, or connector jacks, these board level connectors are known for their reliability and versatility.

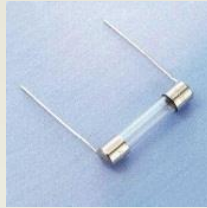
The two piece construction combination of a precision machined outer shell & stamped internal finger contact provide the flexibility, quality and reliability designers demand for mission critical applications.




# Where are Pin Receptacles used?

Mill-Max receptacles can be advantageous in any printed circuit, front panel, board edge or elevated height applications, offering both reliable electrical interconnections and provisions for future field device upgradeability.

Shown here are just a few of the many different components that can be plugged into a Mill-Max Receptacle.



Fuses




Miniature Switches



DC/DC Converters




Miniature Relays




Horizontal SMT Applications



LCD Backlight Displays




Flex Circuits




Filters



LEDs



Capacitors



7-Segment Displays



Lamps



Connectors



Sensors



Amplifier Modules



Magnetic Transducers






Image Sensors



Crystal Oscillators

# PC Board Applications



Receptacles can be used as solder mount or in a variety of Press-Fit Options.

# Pin Receptacles offer Versatility

Along with the broad range of standard products we offer, Mill-Max has the manufacturing know how & product design staff to generate custom products addressing customer receptacle needs. Our machining capability & expertise enables us to offer receptacles with many termination styles including press-fit, solder mount, compliant press-fit, swage mount & wire termination i.e. solder cup, crimp, forked & bifurcated.





We offer 39 internal contacts to choose from to address lead size, force & temperature requirements.

# Packaging Options

## Carrier Sockets

Receptacles come pre-loaded on carriers. They are placed on the PC board into appropriately sized holes and run through solder process.

After soldering, the “carrier” is removed leaving very low-profile receptacles. Multiple receptacles have been installed in a fraction of the time it takes to install individual receptacles.



## Tape and Reel



Mill-Max through-hole receptacles are available on tape & reel for automated assembly.




## Bulk

Mill-Max has partnered with companies offering automated assembly equipment for parts bought in bulk.

# Key Benefits & Takeaways

The Mill-Max receptacle provides reliability, consistency, versatility & quality.



- Two piece construction consisting of a precision machined outer shell & stamped internal beryllium copper contact
- Selection of shell materials - brass, phosphor bronze or tellurium copper - as required
- Receptacle shell geometries machined to address a variety of termination styles & applications
- Shell & contact are individually plated as required
- Wide mating lead diameter acceptance range
- Low contact resistance
- Gas tight connection and mating interface
- Selection of higher or lower force contacts for the majority of mating pin sizes
- Options available for high temperature applications via beryllium nickel contacts
- High mechanical life without degradation of insertion/withdrawal force
- Excellent performance under shock & vibration

Click the button below for more information and to  
browse our selection of **Pin Receptacles**

[More Info](#)



**MAXIMUM EVERYTHING.**

[mill-max.com](http://mill-max.com) | (516)922-6000

MILL-MAX MFG. CORP. - 190 PINE HOLLOW ROAD, OYSTER BAY, NY 11771

