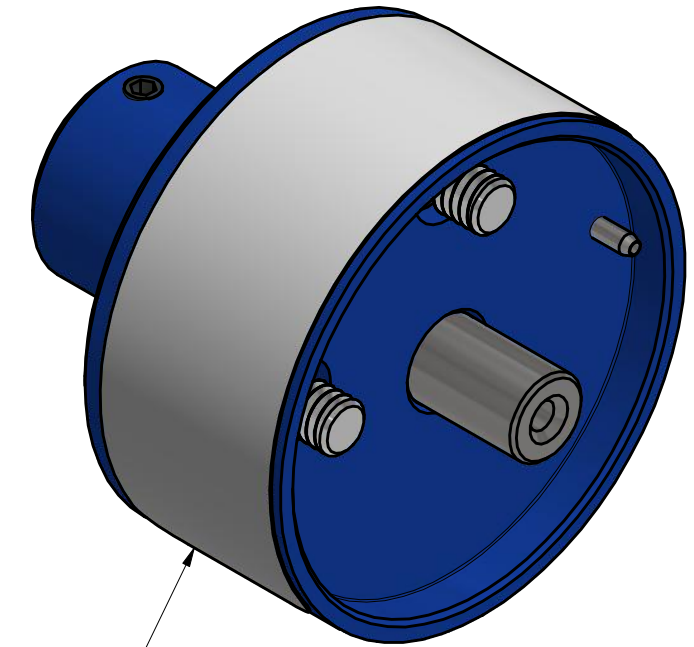
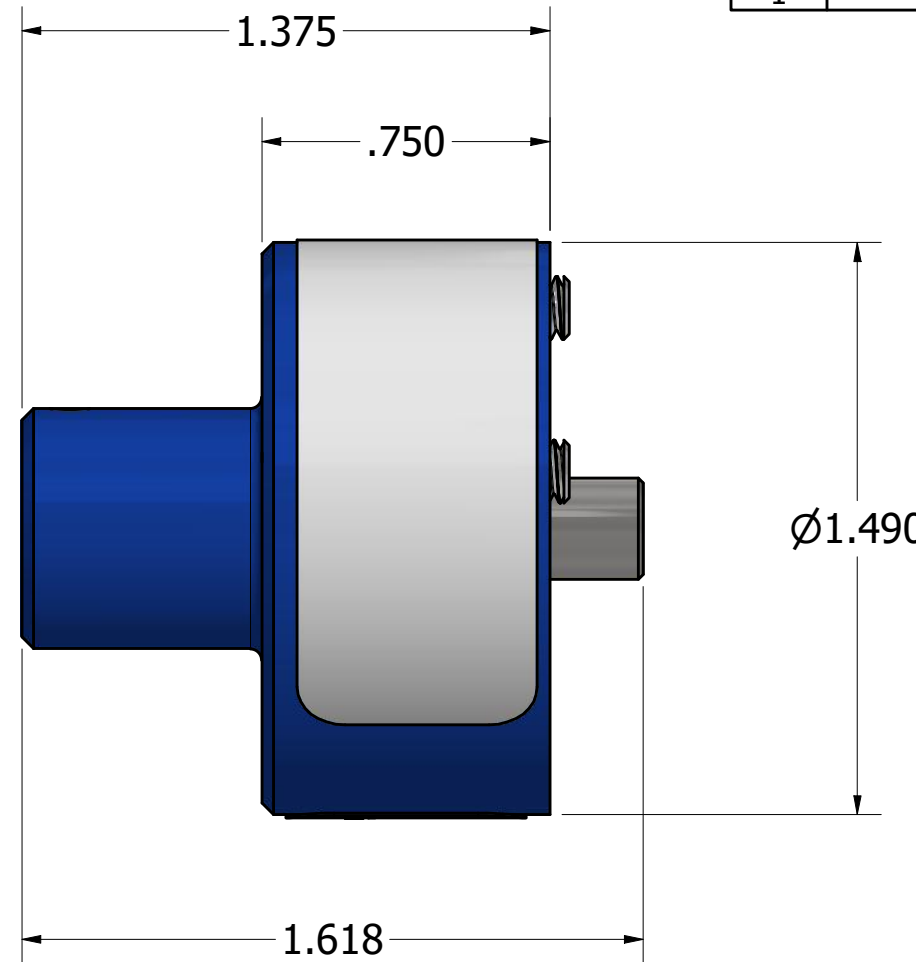



REVISIONS

REV	ECO NO.	DESCRIPTION	BY	DATE	APP'D BY	DATE
1		ORIGINAL RELEASE	Luciano M	9/30/2021		



USE WITH CONTACTS  
MILL-MAX

0992-0-15-20-75-14-11-0  
1961-0-00-15-00-00-03-0

28	26	24	WIRE SIZE
1	1	2	SEL. No.

LOCATOR	
HOLE DIMENSIONS	ADDITIONAL FEATURES
Ø.063 ▽.441	Ø.089 └┘.123

DATAPLATE

DRN. Luciano M	DATE 4/12/2021	INTERPRET PER ASME Y14.5M-2018   DANIELS MANUFACTURING CORP. ORLANDO, FLORIDA CAGE 11851
CHK'D K.KOONS	DATE 4/12/2021	
APP'D	DATE	

NOTE:  
THIS DRAWING IS AN  
OUTLINE  
DRAWING OF THE  
RESPECTIVE  
DMC PART NUMBER  
INDICATED.

TITLE  
SINGLE POSITION HEAD  
ENVELOPE DRAWING

WHERE USED: AFB

SIZE B	SCALE N.T.S.	CAD NO. TP1860-ENV	SHEET 1 OF 1
		PART NO. TP1860	REV. 1

**UNCONTROLLED DOCUMENT  
WILL NOT BE UPDATED**

**DIMENSIONS IN INCHES - UNLESS OTHERWISE SPECIFIED**

RESTRICTED & CONFIDENTIAL

CONFIDENTIAL PROPERTY OF DANIELS MANUFACTURING CORP. NOT TO BE DISCLOSED TO OTHERS. REPRODUCTION OR USED FOR ANY OTHER PURPOSE EXCEPT AS AUTHORIZED IN WRITING BY DANIELS MANUFACTURING. MUST BE RETURNED TO DANIELS MANUFACTURING CORP. ON COMPLETION OF ORDER OR PURPOSES FOR WHICH LENT.